REVISIONS			
REV	DESCRIPTION	DATE	APPROVED
1	PROTO RELEASE	07/03/14	NPRS

STACK INFORMATION

STACK INFORMATION				IMPEDANCE DETAILS			
LAYER	TYPE		THICKNESS (MILS)				
TOP SIDE SOLDERMASK			0.50 MILS	SILNGLE ENDED	OHM		
L1	TOP	COPPER+PLATING	1.78 MILS	47.2 MIL 50 OHM	+/-10%		
		CORE	35 MILS				
L2	BOTTOM	COPPER+PLATING	1.78 MILS				
		BOTTOM SIDE SOLDERMASK	0.50 MILS				
		TOTAL	39.56 MILS	BOARD THICKNESS: 39.56 MILS +/-10% ,MATERIAL FR4			
			1.00 MM				

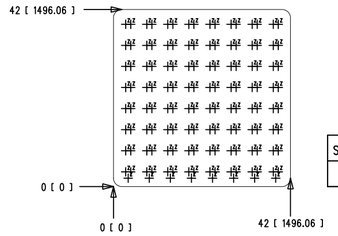

SIZE	QTY	SYM	PLTD
11.81	136	Z	PLTD

600-60205-01
Drill Drawing

NOTES:(UNLESS OTHERWISE SPECIFIED)

1. RoHS COMPLIANT CERTIFICATION OR MATERIAL DECLARATION REQUIRED
2. MATERIAL:
   A. FR4. MATERIAL MUST CONFORM TO UL94V-0.
   B. USE HTE COPPER, AS SPECIFIED IN THE CROSS SECTION DIAGRAM
3. DRILLING:
   A. DIAMETERS IN DRILL TABLE ARE FINISHED HOLE SIZES +/-.003 tol. UNLESS OTHERWISE SPECIFIED IN DRILL TABLE.
   B. TEARDROP ALLOWED ON ENTRY OF VIA ON EVERY TRACE LAYER.
4. PLATING:
   COPPER PLATING IN THRU-HOLES .001 min.
5. MARKING:
   A. SILKSCREEN IN WHITE NON-CONDUCTIVE EPOXY INK ON PRIMARY SIDE OF THE BOARD OR BOTH SIDES IF APPLICABLE.
   B. FABRICATOR TO PLACE DATE CODE AND LOGO ON SECONDARY SIDE IN ETCH (PREFERRED) OR SILKSCREEN.
6. FINAL FABRICATION:
   A. SOLDRMASK PRIMARY AND SECONDARY SIDE OF BOARD USING LIQUID PHOTOIMAGABLE MASK MATERIAL OVER BARE COPPER. PER IPC-SM-840. MASK ARTWORKS PROVIDED ARE 1:1. SOLDERMASK COLOR **BLACK**
   B. CLIP SILKSCREEN ON NO MASK AREA
7. FINISH: IMMERSION GOLD
8. BOARDS SHALL BE PURCHASED FROM UL RECOGNIZED VENDORS ONLY AND SHALL BE MARKED IN COPPER ON SECONDARY SIDE OF BOARD WITH VENDORS UL IDENT. FLAMABILITY RATING (94-V0), DATE CODE (WWYY), AND RoHS COMPILANT SYMBOL.
9. MANUFACTURE BOARD TO BE IN ACCORDANCE WITH PERFORMANCE STANDARD IPC-6011/6012 CLASS 2 BOARD TO BE INSPECTED PER IPC-600-A CLASS 2.
10. MAXIMUM WRAP OR TWIST SHALL NOT EXCEED .010 in/in.
11. BOARD DIMENSIONS ARE IN INCHES [MM]
12. REMOVE UNUSED PADS IN ALL INNER LAYERS
13. TESTING:
    A. FABRICATOR TO ADD TEST STRUCTURES OR CUPONS AS NEEDED.
    B. T-LINE IMPEDENCE TO BE TESTED OR GUARANTEE WITHIN 10% IF SPECIFIED IN THE CROSS SECTION. TOLERANCE TO BE +/-10% UNLESS OTHERWISE SPECIFIED.

UNLESS OTHERWISE SPECIFIED	SIGNATURES		DATE
DIMENSIONS ARE IN INCHES	DRAWN		
TOLERANCES ON; ANGLES +/- 2 °	CHECKED	NPRS	07/03/14
2 PL DECIMALS +/- .010	ENGRG	NPRS	07/03/14
3 PL DECIMALS +/- .005	ISSUED		
THIRD ANGLE PROJECTIONS			

CYPRESS PROPIETARY
THIS DOUCUMENT CONTAINS CONFIDENTAL, PROPRIETARY INFORMATION THAT IS CYPRESS SEMICONDUCTOR PROPERTY. DO NOT DISCLOSE TO OR DUPLICATE FOR OTHERS EXCEPT AS AUTHIRIZED BY CYPRESS.

CYPRESS PERFORM

FABRICATION DRAWING
CY5672 PROC BLE REMOTE CONTROL RDK

SIZE	FSCM NO	DWG NO	REV
C		610-60197-01	01
SCALE: 1/1		SHEET: 1 OF 2	



600-60205-01

TOP



600-60205-01

Bottom

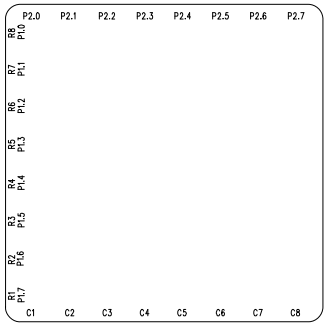

600-60205-01

Silkscreen Top

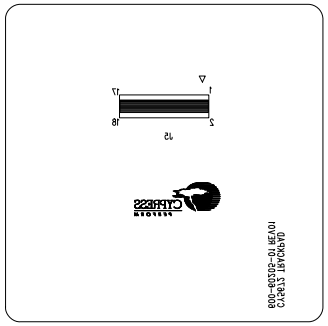

600-60205-01
Silkscreen Bottom



600-60205-01

Solder Mask Bottom



600-60205-01

Paste Mask Bottom